

Scaled data based on original data using
LM-79-08 Approved Method: Electrical and Photometric Measurements of Solid-
State Lighting Products

Test Report Prepared for
Cooper Lighting Solutions
(formerly Eaton)

Brand: INVUE

Report Number: P162285

Luminaire Tested: **ECM-E03-LED-E1-SL2-HSS-8030**

Issue Date: 03/03/2020

Test Information

Test Method: LM-79-08
Report Number: P162285
REPORT IS SCALED FROM IESNA LM-79-08 TEST DATA (P33726)
Test Lab: INNOVATION CENTER-P3
Issue Date: 03/03/2020
Manufacturer: COOPER LIGHTING SOLUTIONS (FORMERLY EATON)
Product Line: INVUE
Catalog Number: ECM-E03-LED-E1-SL2-HSS-8030
Description: EPIC CLASSICAL MEDIUM DECORATIVE LED LUMINAIRE
(3) LIGHTBARS WITH AccuLED OPTICS - TYPE 2 W/ SPILL LIGHT CONTROL AND HOUSE SIDE SHIELD
Light Source: (63) 3000K CCT, 80 CRI LEDs
Ballast/Driver: -

Summary

Lumens per Lamp: N/A
Luminaire Lumens: 4414 lumens
Efficiency: N/A
Efficacy: 58.7 lumens/watt
Luminous Opening: Rectangular w/ Sides (W: 0.5' x L: 1' x H: 0.1')
IES Classification: Type II - Short - Non-Cutoff
BUG Rating: B0 - U0 - G1

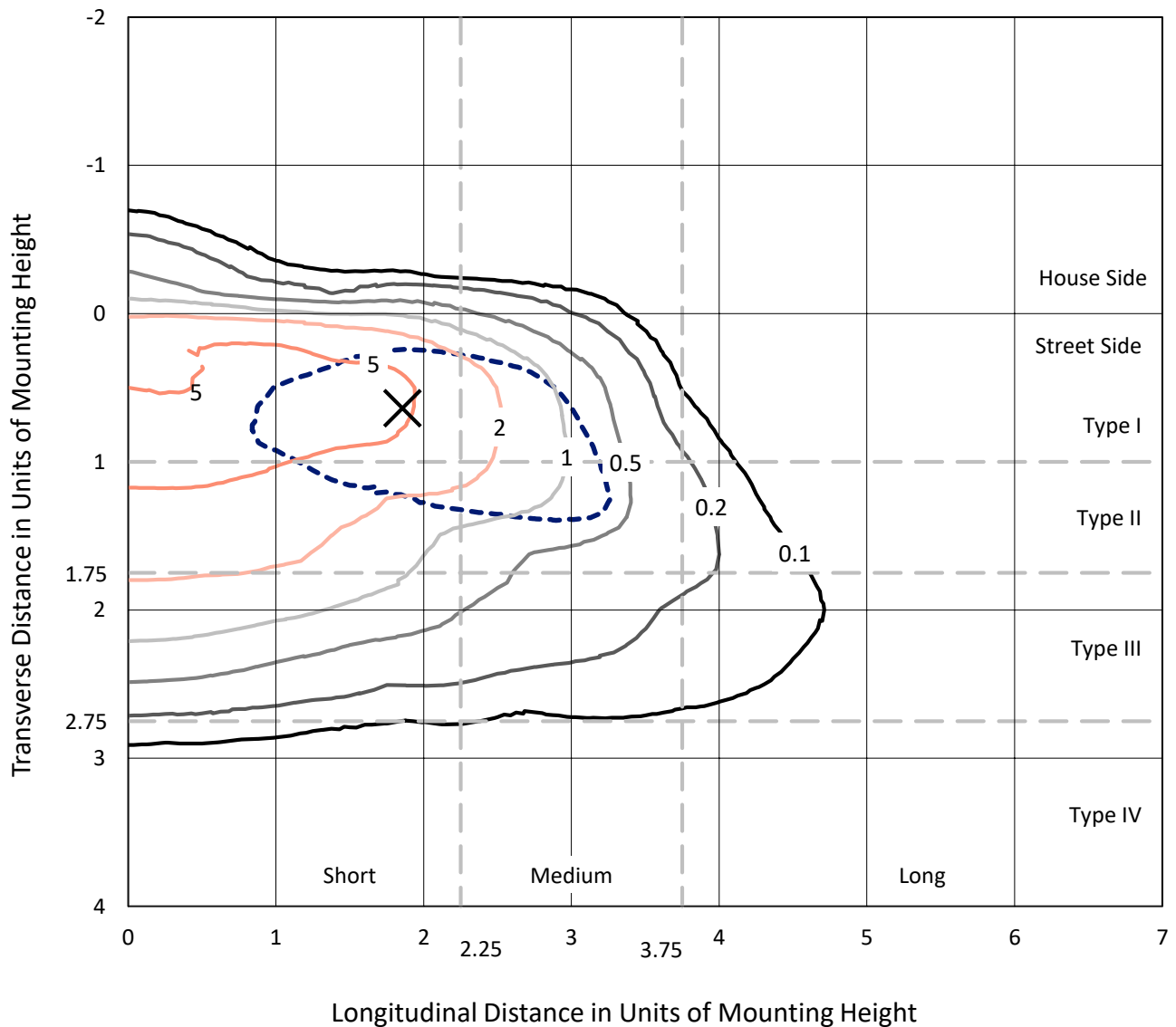
Input Watts (W): 75.2
Input Voltage (V): NR
Input Current (Ain): NR
Voltage Rise (V): NR
Power Factor: NR
Total Harmonic Distortion (THDi): NR
Frequency (hertz): 60
Stabilization Time: NR
Operation Time: NR
Ambient Temperature (°C): NR
Test Distance: 25 FT



REPORT NUMBER: P162285
 CATALOG NUMBER: ECM-E03-LED-E1-SL2-HSS-8030

Iso-Footcandle Lines of Horizontal Illumination

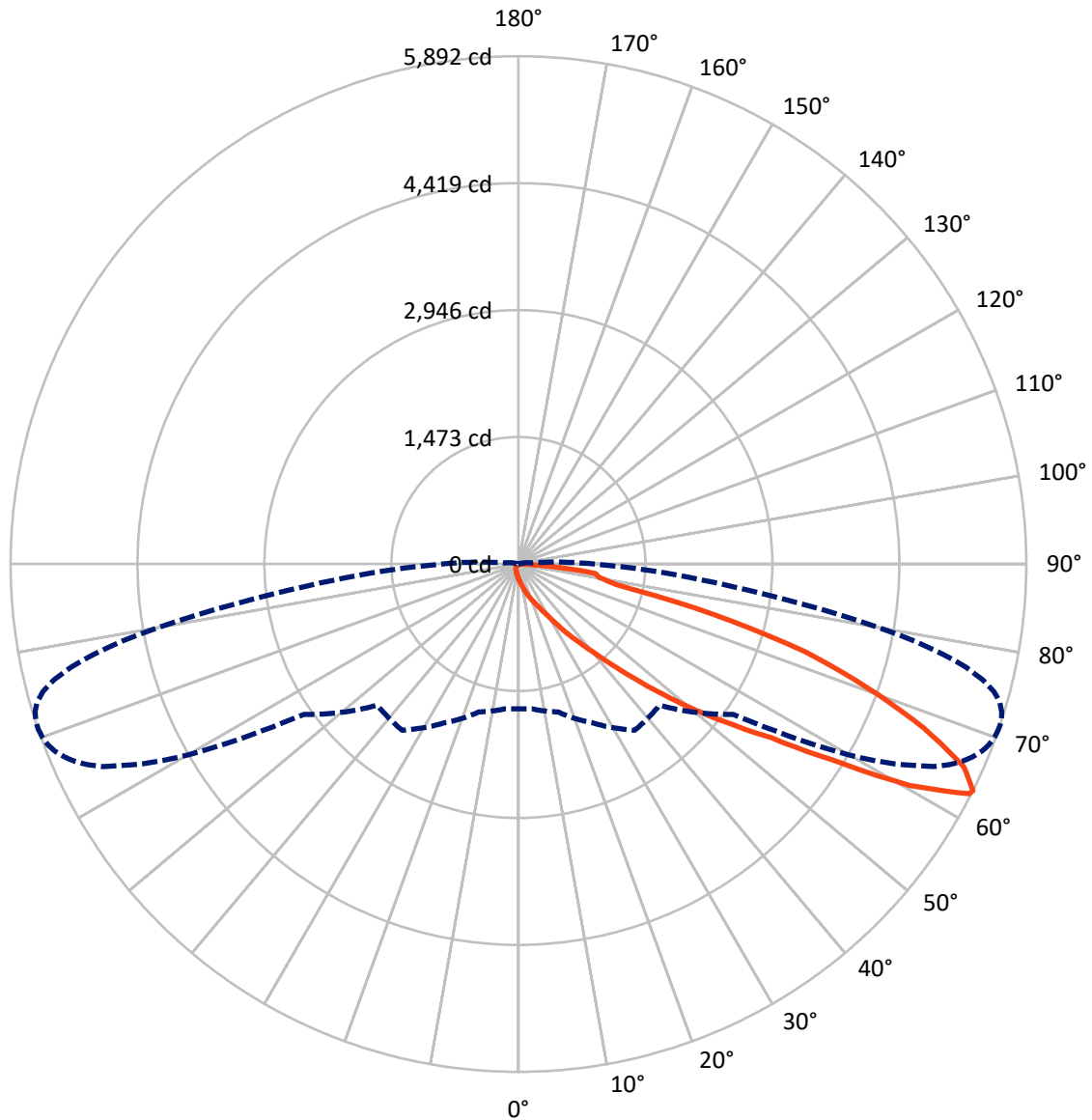
✕ Max cd
 - - - 1/2 Max cd



Based on 10 foot mounting height. Maximum calculated value = 9.3 fc
 Type II - Short - Non-Cutoff

REPORT NUMBER: P162285
CATALOG NUMBER: ECM-E03-LED-E1-SL2-HSS-8030

Luminous Intensity Polar Plot



— Vertical Plane Through 71-Deg Lateral - - - Horizontal Cone Through 63-Deg Vertical

REPORT NUMBER: P162285

CATALOG NUMBER: ECM-E03-LED-E1-SL2-HSS-8030

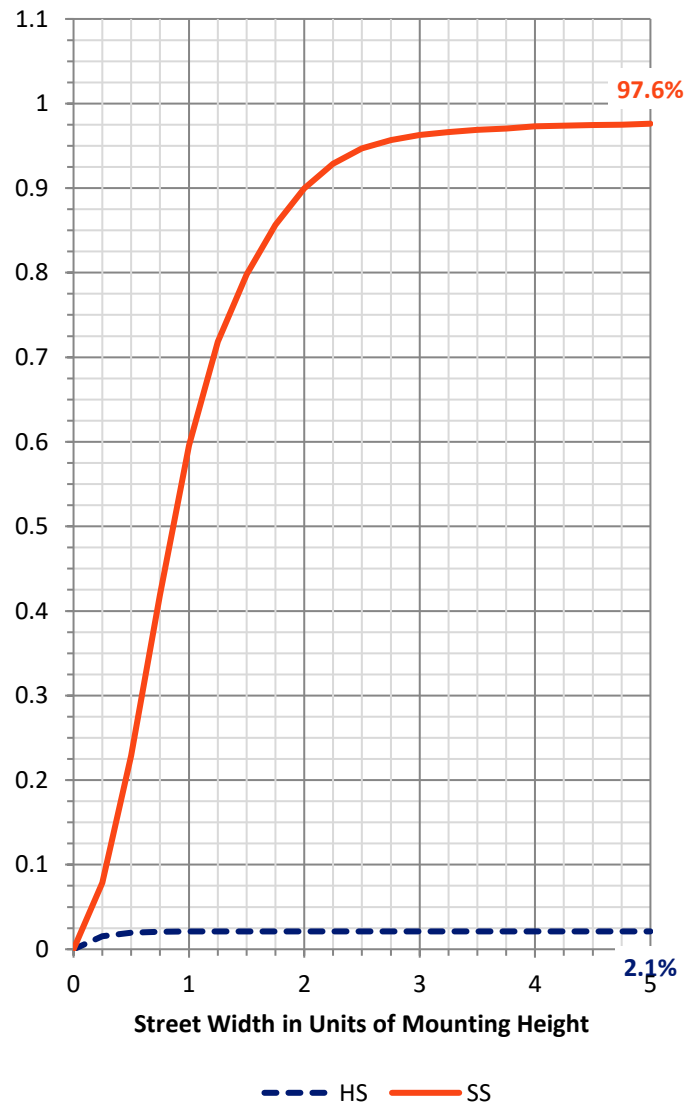
FLUX DISTRIBUTION:

		Downward	Upward	Total
House Side	Lumens	93.7	0.0	93.7
	% Fixture	2.1	0.0	2.1
Street Side	Lumens	4320.3	0.0	4320.3
	% Fixture	97.9	0.0	97.9
Total	Lumens	4414.0	0.0	4414.0
	% Fixture	100.0	0.0	100.0

Coefficient of Utilization

ZONAL LUMENS:

Zone	Lumens	% Fixture
0°-10°	18.7	0.4
10°-20°	72.6	1.6
20°-30°	147.4	3.3
30°-40°	360.2	8.2
40°-50°	805.5	18.2
50°-60°	1132.6	25.7
60°-70°	1331.8	30.2
70°-80°	480.9	10.9
80°-90°	64.3	1.5
90°-100°	0.0	0.0
100°-110°	0.0	0.0
110°-120°	0.0	0.0
120°-130°	0.0	0.0
130°-140°	0.0	0.0
140°-150°	0.0	0.0
150°-160°	0.0	0.0
160°-170°	0.0	0.0
170°-180°	0.0	0.0
0°-90°	4414.0	100.0
0°-180°	4414.0	100.0



REPORT NUMBER: P162285

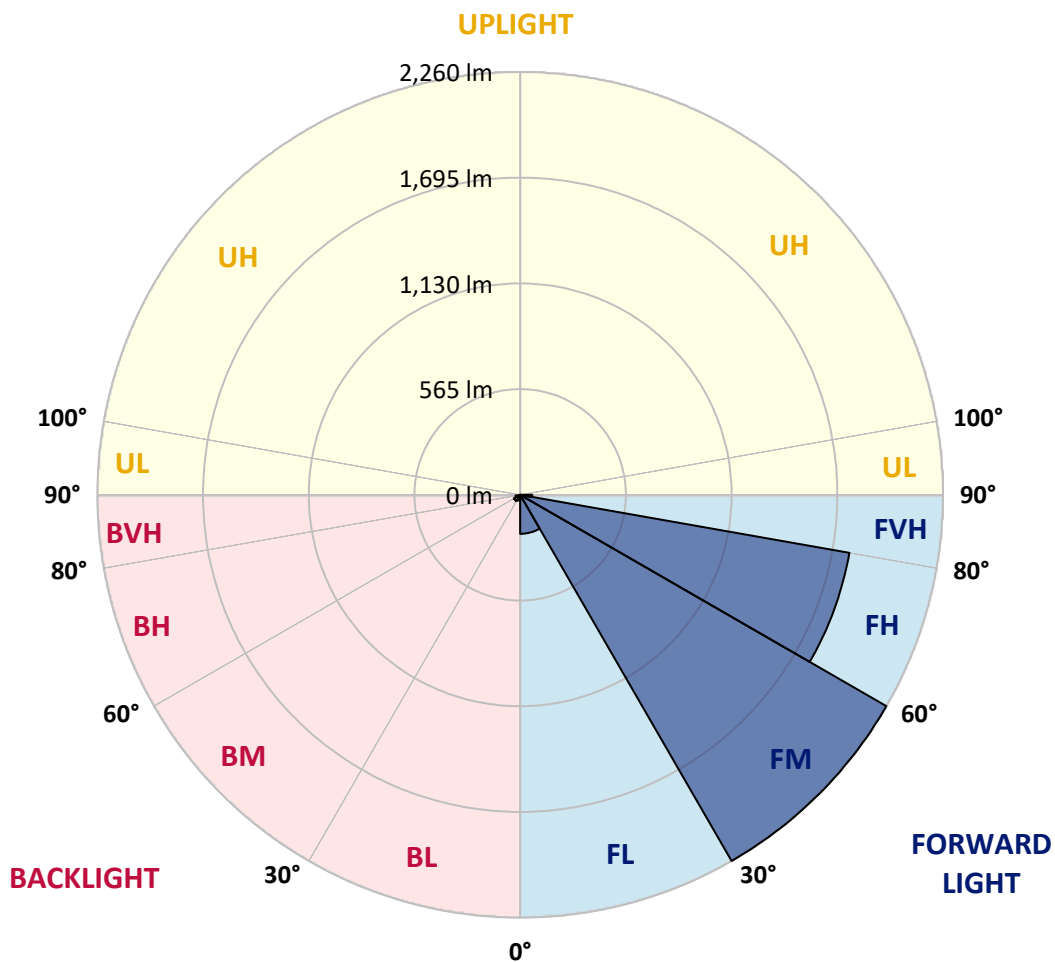
CATALOG NUMBER: ECM-E03-LED-E1-SL2-HSS-8030

LUMINAIRE CLASSIFICATION SYSTEM LUMEN TABLE AND BUG RATING:

Zone		Lumens	% Fixture	Zone Rating/Lumen Limit		
				B	U	G
FL	(0°-30°)	208.6	4.7			
FM	(30°-60°)	2260.5	51.2			
FH	(60°-80°)	1787.0	40.5			G1/1800
FVH	(80°-90°)	64.2	1.5			G1/100
BL	(0°-30°)	30.1	0.7	B0/110		
BM	(30°-60°)	37.8	0.9	B0/220		
BH	(60°-80°)	25.7	0.6	B0/110		G0/110
BVH	(80°-90°)	0.1	0.0			G0/10
UL	(90°-100°)	0.0	0.0		U0/0	
UH	(100°-180°)	0.0	0.0		U0/0	

BUG Rating: B0-U0-G1

Type II Short





REPORT NUMBER: P162285
 CATALOG NUMBER: ECM-E03-LED-E1-SL2-HSS-8030

CANDELA DISTRIBUTION (FULL):

	0°	5°	15°	25°	35°	45°	55°	56°	57°	58°	59°
0°	169.3	169.3	169.3	169.3	169.3	169.3	169.3	169.3	169.3	169.3	169.3
2.5°	221.5	223.9	222.3	218.3	213.4	207.0	201.4	201.4	200.6	198.2	199.0
5°	290.5	291.3	288.1	278.4	269.7	256.0	240.7	239.1	237.5	235.1	234.3
7.5°	357.9	361.1	357.9	347.5	329.8	308.9	284.8	282.5	277.7	277.7	274.5
10°	426.9	426.9	423.7	411.6	395.6	365.9	335.4	331.4	325.8	324.2	319.4
12.5°	475.8	475.8	474.2	467.8	455.0	428.5	391.6	387.6	380.4	377.9	372.4
15°	495.1	495.1	495.9	501.5	502.3	490.3	451.8	448.6	441.3	434.9	432.5
17.5°	507.2	506.3	506.3	514.3	528.8	536.9	512.0	508.8	500.7	497.5	489.5
20°	533.7	532.1	527.2	527.2	540.8	568.9	568.9	568.1	559.3	556.9	552.9
22.5°	572.9	571.3	556.9	544.9	551.3	586.6	619.5	617.9	614.7	611.5	609.0
25°	637.1	631.5	606.7	571.3	565.7	603.5	658.0	662.0	664.4	664.4	666.0
27.5°	734.2	727.0	682.9	617.0	592.2	630.7	700.5	708.5	715.8	717.4	724.6
30°	869.1	856.2	792.8	696.5	639.6	670.8	763.1	771.9	782.4	785.6	796.8
32.5°	1090.5	1083.3	1022.3	877.8	755.9	749.5	850.6	861.8	875.5	881.0	894.7
35°	1427.5	1429.1	1379.4	1249.4	1080.9	992.6	1007.0	1016.7	1021.5	1038.4	1045.5
37.5°	1656.2	1660.2	1671.4	1620.1	1499.8	1409.9	1296.7	1307.2	1282.3	1284.7	1285.5
40°	1781.4	1794.2	1860.1	1909.8	1900.2	1848.0	1757.4	1762.9	1716.4	1706.0	1655.4
42.5°	1864.9	1881.7	1986.8	2140.9	2219.5	2266.9	2246.0	2243.6	2207.5	2193.9	2151.3
45°	1917.0	1932.2	2064.7	2291.8	2473.1	2611.1	2668.1	2674.5	2644.1	2630.4	2595.1
47.5°	1914.6	1932.2	2074.3	2347.9	2615.1	2835.8	2996.3	3004.3	3022.8	3010.8	3013.1
50°	1808.7	1825.6	1968.4	2252.4	2573.4	2938.5	3232.2	3257.9	3287.6	3307.6	3317.2
52.5°	1680.3	1692.4	1819.1	2088.7	2395.2	2896.0	3371.8	3416.0	3460.1	3497.8	3524.3
55°	1633.0	1646.6	1746.1	1970.0	2252.4	2717.8	3436.8	3501.8	3564.4	3626.2	3676.8
57.5°	1657.9	1670.7	1742.1	1913.8	2167.4	2530.0	3455.3	3556.4	3659.1	3759.4	3858.9
60°	1749.3	1762.9	1823.9	1966.0	2144.9	2421.7	3383.1	3550.8	3721.7	3896.6	4061.1
62.5°	1713.2	1718.8	1808.7	2057.4	2305.4	2329.5	3120.7	3354.9	3615.7	3885.4	4151.0
63°	1678.7	1685.1	1776.6	2032.6	2354.3	2315.8	3039.6	3286.8	3562.0	3852.5	4141.4
65°	1522.2	1523.0	1592.9	1795.1	2299.8	2339.9	2678.5	2914.5	3230.6	3578.9	3944.0
67.5°	1136.3	1130.6	1198.0	1352.1	1805.5	2340.7	2298.9	2431.4	2651.2	2960.2	3287.6
70°	402.8	394.0	503.1	716.5	1125.0	1914.6	1975.6	1984.4	2045.4	2212.3	2417.7
72.5°	130.8	133.2	160.5	262.4	518.4	1288.7	1788.6	1761.3	1745.3	1744.5	1771.8
75°	52.2	53.0	64.2	116.4	232.7	621.1	1566.4	1581.6	1587.2	1595.2	1604.1
77.5°	24.9	27.3	36.1	65.0	115.5	307.3	1121.0	1250.2	1324.1	1381.0	1415.5
80°	8.9	10.5	20.1	40.1	53.8	141.2	590.6	712.6	820.9	960.5	1080.9
82.5°	0.0	0.0	4.1	28.1	29.7	57.0	242.3	284.1	325.0	421.2	540.8
85°	0.0	0.0	0.0	8.0	8.9	9.6	81.9	98.7	110.7	129.2	149.2
87.5°	0.0	0.0	0.0	0.0	0.0	0.0	0.8	2.4	4.8	12.1	18.5
90°	0.0	0.0	0.0	0.0	0.0	0.0	0.0	0.0	0.0	0.0	0.0



REPORT NUMBER: P162285
 CATALOG NUMBER: ECM-E03-LED-E1-SL2-HSS-8030

CANDELA DISTRIBUTION (continued):

	60°	61°	62°	64°	65°	66°	67°	68°	69°	70°	71°
0°	169.3	169.3	169.3	169.3	169.3	169.3	169.3	169.3	169.3	169.3	169.3
2.5°	197.4	196.6	196.6	195.0	194.2	192.6	191.8	189.4	188.5	188.5	188.5
5°	233.5	230.3	228.7	224.7	222.3	221.5	217.5	215.9	213.4	214.3	210.2
7.5°	273.6	268.1	265.6	259.9	258.3	252.8	251.2	247.1	244.8	239.9	238.3
10°	317.8	310.5	306.5	297.7	295.3	291.3	286.5	281.6	277.7	272.9	270.4
12.5°	368.3	361.9	358.7	346.6	341.1	335.4	329.0	322.6	316.2	312.1	306.5
15°	427.7	417.3	414.1	402.8	393.2	386.0	377.2	369.1	364.3	356.2	350.7
17.5°	486.3	475.8	473.4	456.6	446.1	441.3	431.7	421.2	412.5	404.4	395.6
20°	544.9	537.6	531.2	515.2	503.9	495.9	483.1	472.6	465.4	454.2	442.9
22.5°	603.5	596.2	591.4	574.5	564.1	552.9	541.7	530.4	520.0	506.3	493.5
25°	663.6	658.8	656.4	641.2	631.5	621.1	609.9	597.0	584.2	568.9	555.3
27.5°	726.2	727.8	723.0	719.8	709.4	702.1	684.5	675.6	666.0	647.6	630.7
30°	805.7	810.5	808.9	811.2	804.8	800.0	786.3	775.1	763.9	746.3	727.0
32.5°	905.9	912.4	915.6	924.4	921.2	919.6	915.6	899.5	891.5	861.0	853.0
35°	1060.8	1057.6	1071.3	1078.5	1075.2	1073.6	1068.8	1060.1	1050.3	1028.7	1008.7
37.5°	1262.2	1265.4	1270.3	1255.8	1246.2	1245.4	1231.0	1222.1	1208.4	1184.4	1160.3
40°	1631.4	1611.3	1588.8	1527.8	1501.4	1486.1	1443.6	1431.6	1408.3	1375.4	1350.5
42.5°	2111.2	2091.2	2023.7	1921.9	1867.2	1791.8	1757.4	1714.8	1681.9	1628.1	1599.3
45°	2587.8	2530.0	2522.0	2403.3	2335.9	2236.4	2174.6	2103.1	2028.5	1958.0	1906.6
47.5°	2989.8	2977.0	2937.7	2865.5	2802.9	2719.4	2640.0	2530.0	2453.1	2352.7	2260.5
50°	3311.7	3310.8	3296.4	3254.7	3202.5	3135.1	3065.3	2972.2	2884.8	2762.0	2663.3
52.5°	3552.4	3565.2	3570.0	3557.2	3537.2	3477.7	3442.5	3364.6	3290.8	3186.5	3079.7
55°	3728.9	3776.3	3800.3	3827.6	3822.0	3801.2	3799.5	3749.0	3715.2	3632.6	3557.2
57.5°	3947.2	4025.0	4099.6	4232.0	4236.8	4283.4	4307.5	4331.5	4337.9	4305.0	4280.2
60°	4224.8	4383.7	4524.9	4801.7	4874.0	4987.9	5061.8	5142.0	5210.2	5215.8	5214.2
62.5°	4420.6	4665.3	4893.2	5304.1	5444.5	5576.1	5674.8	5752.6	5800.0	5848.1	5870.6
63°	4426.2	4694.2	4936.6	5360.3	5507.9	5633.0	5727.0	5799.1	5848.9	5877.8	5892.2
65°	4290.6	4615.6	4904.4	5326.5	5465.3	5591.4	5640.3	5687.7	5711.7	5722.9	5680.4
67.5°	3636.6	3954.4	4291.4	4763.2	4882.0	5032.9	5073.0	5097.0	5108.3	5105.9	5069.8
70°	2719.4	2985.9	3360.6	3899.8	4057.1	4204.8	4296.3	4335.6	4348.4	4344.4	4290.6
72.5°	1898.6	2055.0	2363.9	2964.2	3178.5	3367.8	3481.0	3539.5	3551.6	3527.5	3477.7
75°	1594.5	1602.5	1672.3	2000.4	2201.0	2403.3	2530.9	2567.8	2543.7	2470.7	2343.9
77.5°	1423.5	1441.2	1441.2	1490.2	1529.4	1585.6	1597.7	1507.8	1403.5	1268.7	1159.5
80°	1194.0	1255.8	1299.2	1335.3	1339.2	1328.0	1298.3	1247.8	1167.6	1064.9	950.9
82.5°	725.4	847.4	897.1	1083.3	1174.8	1236.5	1231.7	1164.4	1103.3	996.6	899.5
85°	183.0	197.4	214.3	278.4	312.1	381.1	424.5	444.5	451.8	414.8	375.6
87.5°	17.6	12.1	20.1	15.3	21.7	16.0	21.7	20.1	24.9	26.5	28.9
90°	0.0	0.0	0.0	0.0	0.0	0.0	0.0	0.0	0.0	0.0	0.0



REPORT NUMBER: P162285
 CATALOG NUMBER: ECM-E03-LED-E1-SL2-HSS-8030

CANDELA DISTRIBUTION (continued):

	72°	73°	74°	75°	76°	77°	78°	79°	80°	81°	82°
0°	169.3	169.3	169.3	169.3	169.3	169.3	169.3	169.3	169.3	169.3	169.3
2.5°	186.9	186.2	185.3	184.6	183.7	183.0	181.4	181.4	179.8	178.9	178.2
5°	207.8	206.2	205.4	203.8	201.4	199.8	197.4	194.2	191.8	191.0	189.4
7.5°	234.3	230.3	228.7	226.3	223.1	218.3	215.0	212.7	208.6	206.2	201.4
10°	264.0	259.9	255.1	250.3	245.5	239.9	235.9	232.7	226.3	223.1	217.5
12.5°	301.7	294.5	288.9	282.5	276.1	269.7	264.8	255.1	249.6	242.3	237.5
15°	340.2	333.8	327.4	319.4	309.7	299.3	294.5	285.7	278.4	267.2	260.8
17.5°	386.8	374.7	365.1	355.5	346.6	337.0	327.4	313.7	303.3	293.7	280.9
20°	432.5	418.0	407.6	394.8	382.0	366.7	355.5	345.9	331.4	318.6	304.9
22.5°	481.5	467.0	450.2	437.4	419.6	407.6	392.4	376.3	361.9	345.0	328.2
25°	540.8	525.6	506.3	489.5	469.4	452.5	434.1	415.7	398.0	378.8	357.1
27.5°	613.8	597.8	577.0	556.9	530.4	509.5	491.9	467.0	444.5	420.5	395.6
30°	706.2	688.5	662.8	633.9	607.4	584.2	559.3	526.4	501.5	472.6	440.6
32.5°	826.5	805.7	771.2	743.9	711.0	680.4	646.0	613.1	577.7	540.1	503.1
35°	978.2	958.9	918.8	878.7	842.6	806.4	763.1	725.4	675.6	629.9	582.6
37.5°	1135.4	1100.9	1064.0	1020.7	975.7	932.4	879.4	827.3	770.3	720.6	661.2
40°	1315.2	1273.5	1242.9	1196.4	1133.1	1071.3	1022.3	957.3	885.9	819.3	749.5
42.5°	1561.6	1515.0	1460.4	1389.8	1344.1	1271.9	1208.4	1131.5	1037.5	962.9	878.7
45°	1846.4	1783.0	1730.0	1661.8	1606.5	1516.6	1442.8	1340.1	1246.2	1148.2	1045.5
47.5°	2171.4	2092.8	2015.7	1948.3	1860.1	1771.8	1677.9	1568.7	1448.4	1340.8	1218.9
50°	2544.5	2433.0	2326.3	2239.6	2118.4	2016.5	1914.6	1791.8	1658.6	1535.1	1396.2
52.5°	2959.4	2830.2	2689.0	2555.8	2415.3	2284.5	2161.7	2020.5	1872.1	1721.2	1566.4
55°	3460.1	3363.0	3196.9	3027.6	2839.8	2664.9	2506.8	2331.9	2151.3	1953.1	1790.2
57.5°	4244.1	4196.7	4057.9	3888.6	3643.8	3431.2	3163.2	2948.9	2687.4	2414.5	2204.3
60°	5306.5	5247.9	5170.0	5032.9	4838.7	4549.8	4254.5	3921.5	3523.5	3145.6	2786.9
62.5°	5873.0	5852.1	5788.8	5694.1	5512.7	5284.8	4987.1	4621.2	4171.8	3712.9	3255.4
63°	5889.9	5863.4	5808.9	5712.6	5552.9	5332.2	5040.1	4684.6	4244.9	3777.0	3310.0
65°	5662.0	5651.5	5596.2	5491.1	5381.9	5213.4	4987.1	4681.4	4312.3	3870.1	3405.5
67.5°	5021.7	4990.3	4905.3	4873.2	4796.9	4679.8	4507.2	4297.0	4033.0	3685.5	3284.4
70°	4247.3	4200.7	4094.0	4037.1	3944.0	3870.1	3765.0	3615.0	3452.1	3209.7	2910.4
72.5°	3426.3	3330.1	3232.2	3083.8	2953.7	2822.1	2705.8	2599.9	2420.9	2323.1	2096.0
75°	2225.2	2050.2	1882.5	1657.9	1455.6	1276.7	1102.5	1014.3	830.5	755.9	649.2
77.5°	1056.0	958.1	826.5	724.6	594.6	485.5	396.4	297.7	233.5	183.0	139.6
80°	852.2	769.6	690.1	597.8	499.9	398.8	305.7	228.7	162.1	112.3	79.4
82.5°	759.9	670.0	572.1	508.8	442.2	361.9	296.9	242.3	178.9	130.8	89.0
85°	295.3	248.7	191.8	156.5	122.0	100.3	90.6	62.6	49.0	38.5	29.7
87.5°	25.7	20.8	16.9	11.2	12.1	6.4	7.3	4.8	4.1	4.1	3.2
90°	0.0	0.0	0.0	0.0	0.0	0.0	0.0	0.0	0.0	0.0	0.0



REPORT NUMBER: P162285
 CATALOG NUMBER: ECM-E03-LED-E1-SL2-HSS-8030

CANDELA DISTRIBUTION (continued):

	83°	84°	85°	86°	87°	88°	89°	90°	95°	105°	115°
0°	169.3	169.3	169.3	169.3	169.3	169.3	169.3	169.3	169.3	169.3	169.3
2.5°	177.3	176.6	175.7	174.1	174.1	172.5	171.8	170.9	166.9	158.1	150.8
5°	186.2	184.6	183.0	180.5	178.9	176.6	175.0	172.5	163.7	146.9	132.4
7.5°	199.0	195.8	193.4	188.5	186.2	183.0	180.5	176.6	162.1	136.4	116.4
10°	214.3	208.6	204.6	199.0	194.2	190.2	186.2	180.5	160.5	125.2	101.9
12.5°	232.7	226.3	218.3	211.8	205.4	199.8	194.2	186.9	158.1	115.5	90.6
15°	251.2	241.6	235.9	227.1	218.3	210.2	202.2	195.8	158.9	105.1	81.0
17.5°	272.0	262.4	250.3	240.7	231.1	220.7	211.0	198.2	154.9	97.1	73.8
20°	292.1	278.4	267.2	255.1	241.6	228.7	216.7	205.4	151.7	89.0	67.4
22.5°	313.7	297.7	283.2	268.1	251.2	236.7	222.3	207.8	146.0	81.9	61.8
25°	340.2	321.8	300.9	282.5	264.8	247.1	228.7	211.0	140.4	75.5	57.8
27.5°	372.4	348.2	327.4	304.1	279.3	256.7	236.7	217.5	134.8	70.6	53.8
30°	413.2	385.2	355.5	325.8	299.3	273.6	245.5	221.5	129.2	65.8	49.7
32.5°	467.8	432.5	396.4	361.9	326.6	293.7	264.0	232.7	126.0	61.8	45.7
35°	540.1	494.3	450.2	406.8	364.3	324.2	285.7	250.3	126.0	57.0	40.9
37.5°	608.3	555.3	499.1	445.4	394.8	348.2	302.5	259.9	119.6	53.0	36.9
40°	682.0	618.6	552.9	489.5	428.5	370.8	318.6	269.7	113.9	48.1	32.9
42.5°	795.2	714.9	629.1	555.3	482.3	410.9	345.9	288.1	106.8	43.3	28.9
45°	943.7	841.7	740.7	650.8	557.7	470.2	393.2	321.8	105.1	39.3	24.9
47.5°	1102.5	982.2	863.4	748.7	639.6	537.6	445.4	359.5	105.1	35.3	21.7
50°	1260.6	1109.8	983.0	849.8	727.0	606.7	496.7	398.8	105.9	32.1	17.6
52.5°	1403.5	1242.2	1100.1	946.0	810.5	670.8	551.3	437.4	104.3	28.1	14.4
55°	1601.6	1412.3	1247.8	1077.7	918.8	761.5	625.9	495.1	105.1	24.9	12.1
57.5°	1966.8	1744.5	1546.3	1323.2	1140.2	937.3	772.8	613.8	114.8	20.8	8.9
60°	2490.8	2201.9	1923.5	1651.4	1418.7	1177.2	963.8	776.7	134.8	16.9	6.4
62.5°	2843.0	2465.0	2132.8	1832.7	1562.3	1309.5	1076.8	864.2	148.5	13.7	4.1
63°	2879.1	2488.3	2154.5	1844.8	1568.7	1316.0	1081.7	870.7	149.2	12.8	4.1
65°	2947.3	2528.4	2166.6	1847.2	1562.3	1307.2	1078.5	869.8	150.8	10.5	3.2
67.5°	2869.5	2466.6	2096.7	1778.2	1506.2	1255.0	1038.4	837.7	150.1	7.3	2.4
70°	2566.2	2232.4	1907.4	1610.5	1363.3	1136.3	945.3	763.9	138.0	4.8	1.6
72.5°	1884.1	1657.0	1405.1	1190.8	1027.1	853.0	727.8	573.7	106.8	3.2	0.8
75°	558.5	508.8	427.7	377.2	333.0	275.2	244.8	191.0	54.6	1.6	0.0
77.5°	111.6	101.1	90.6	82.6	77.8	66.6	63.4	52.2	22.5	0.8	0.0
80°	58.6	48.1	40.9	36.1	31.3	25.7	21.7	17.6	4.1	0.0	0.0
82.5°	56.2	37.7	27.3	22.5	19.2	15.3	12.1	8.9	2.4	0.0	0.0
85°	20.8	16.0	12.1	9.6	8.0	7.3	5.7	4.8	0.0	0.0	0.0
87.5°	3.2	2.4	2.4	1.6	1.6	0.8	0.8	0.8	0.0	0.0	0.0
90°	0.0	0.0	0.0	0.0	0.0	0.0	0.0	0.0	0.0	0.0	0.0



REPORT NUMBER: P162285
 CATALOG NUMBER: ECM-E03-LED-E1-SL2-HSS-8030

CANDELA DISTRIBUTION (continued):

	125°	135°	145°	155°	165°	175°	180°
0°	169.3	169.3	169.3	169.3	169.3	169.3	169.3
2.5°	143.6	137.2	134.0	130.0	130.0	129.2	130.8
5°	119.6	110.7	104.3	99.5	100.3	97.9	98.7
7.5°	101.1	92.2	86.7	83.5	82.6	81.9	81.9
10°	87.4	79.4	74.6	72.2	71.4	71.4	71.4
12.5°	77.8	69.8	65.8	64.2	64.2	63.4	63.4
15°	69.8	63.4	59.4	57.8	57.8	57.0	57.8
17.5°	63.4	57.0	53.8	52.2	52.2	51.3	51.3
20°	57.8	52.2	49.0	46.5	46.5	45.7	46.5
22.5°	53.0	47.3	43.3	41.7	40.9	40.1	40.9
25°	48.1	42.5	38.5	36.1	35.3	35.3	34.5
27.5°	44.1	38.5	33.7	31.3	30.5	30.5	29.7
30°	40.1	33.7	28.9	26.5	25.7	25.7	25.7
32.5°	36.1	28.9	24.9	22.5	21.7	21.7	21.7
35°	32.1	24.9	20.8	18.5	17.6	17.6	17.6
37.5°	27.3	20.8	16.0	14.4	13.7	12.8	12.8
40°	23.3	16.0	12.1	10.5	8.9	8.9	8.9
42.5°	19.2	12.8	8.9	6.4	5.7	4.8	5.7
45°	16.0	9.6	5.7	3.2	2.4	2.4	2.4
47.5°	12.8	6.4	2.4	0.8	0.8	0.8	0.8
50°	9.6	4.1	0.8	0.0	0.0	0.8	0.8
52.5°	7.3	2.4	0.0	0.0	0.0	0.0	0.0
55°	4.1	0.8	0.0	0.0	0.0	0.0	0.0
57.5°	2.4	0.0	0.0	0.0	0.0	0.0	0.0
60°	1.6	0.0	0.0	0.0	0.0	0.0	0.0
62.5°	0.8	0.0	0.0	0.0	0.0	0.0	0.0
63°	0.8	0.0	0.0	0.0	0.0	0.0	0.0
65°	0.8	0.0	0.0	0.0	0.0	0.0	0.0
67.5°	0.0	0.0	0.0	0.0	0.0	0.0	0.0
70°	0.0	0.0	0.0	0.0	0.0	0.0	0.0
72.5°	0.0	0.0	0.0	0.0	0.0	0.0	0.0
75°	0.0	0.0	0.0	0.0	0.0	0.0	0.0
77.5°	0.0	0.0	0.0	0.0	0.0	0.0	0.0
80°	0.0	0.0	0.0	0.0	0.0	0.0	0.0
82.5°	0.0	0.0	0.0	0.0	0.0	0.0	0.0
85°	0.0	0.0	0.0	0.0	0.0	0.0	0.0
87.5°	0.0	0.0	0.0	0.0	0.0	0.0	0.0
90°	0.0	0.0	0.0	0.0	0.0	0.0	0.0

(END OF REPORT)